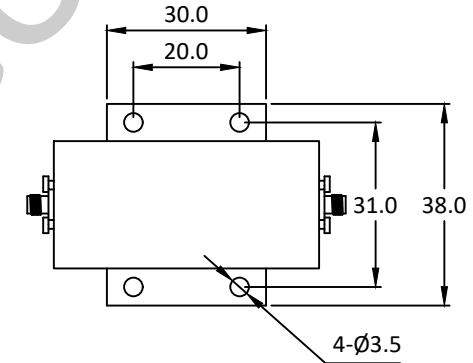
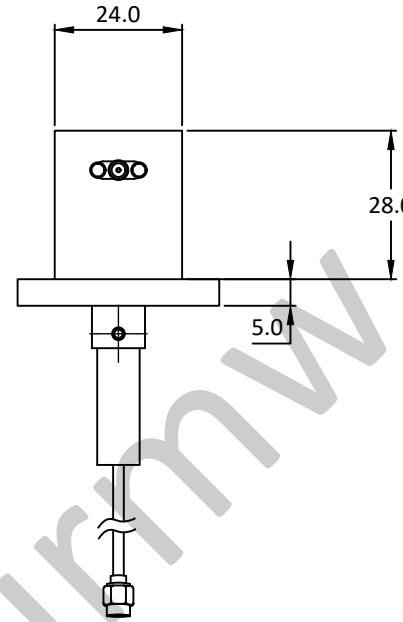
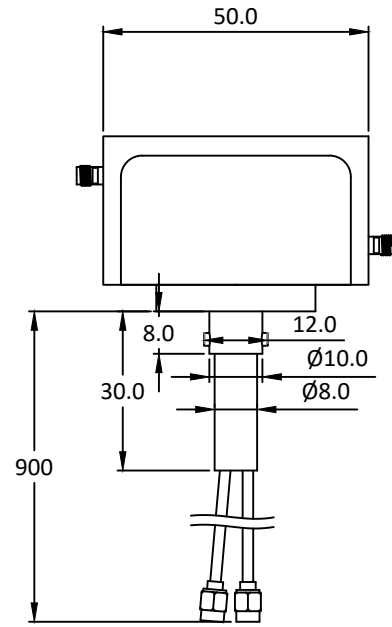


NOTES: UNLESS OTHERWISE SPECIFIED  
THIS IS A CAD GENERATED DRAWING, DO NOT REVISE MANUALLY

REVISION HISTORY					
ZONE	REV	DESCRIPTION	E.C.O.NO	DATE	APPROVED
	1	ENGINEERING RELEASE			



## LRJ-1022

双通道旋转关节 Dual Channel Rotary Joint

### —电气技术参数 Electrical Specifications—

通道 Channel:	CH1	CH2
工作频率 Frequency Range:	DC - 2.5GHz	DC - 2.5GHz
插入损耗 Insertion Loss:	1.0dB(2.5dB Max)	1.0dB(2.5dB Max)
插入损耗最大波动值:	0.25dB	0.25dB
电压驻波比 VSWR:	2.0(Max)	2.0(Max)
驻波比最大波动值:	0.25	0.25
耐功率 Power:	5W(CW) 500W(Peak)	5W(CW) 500W(Peak)
工作温度 Operation Temperature:	/	/
存储温度 Storage Temperature:	/	/
转动速度 Speed:	60rpm(Max)	
寿命 Life:	2*10 <sup>6</sup> 转(Min)	

### —机械技术参数 Mechanical Specification—

接口 Connectors:	SMA-F
样式 Type:	/
重量 Weight:	/

UNLESS OTHERWISE SPECIFIED DIMENSIONS ARE MILLIMETER TOLERANCES ARE: DECIMALS ANGLES FRACTIONS .XX±0.1 ±1' ±2/5 .XXX±0.03 .XXX±0.012				 www.lairmw.com sales@lairmw.com		P/N: LRJ-1022																											
<table border="1"> <thead> <tr> <th>Approvals</th> <th>DATE</th> </tr> </thead> <tbody> <tr> <td>DRWN</td> <td></td> </tr> <tr> <td>ENG</td> <td></td> </tr> <tr> <td>CHK</td> <td></td> </tr> <tr> <td>Q.A.</td> <td></td> </tr> </tbody> </table>		Approvals	DATE	DRWN		ENG		CHK		Q.A.		DUAL CHANNEL ROTARY JOINT 双通道旋转关节																					
Approvals	DATE																																
DRWN																																	
ENG																																	
CHK																																	
Q.A.																																	
<table border="1"> <thead> <tr> <th>HOLE DIAMETER</th> <th>TOLERANCES</th> </tr> </thead> <tbody> <tr> <td>.35 TO 3.20</td> <td>+05/-02</td> </tr> <tr> <td>3.21 TO 6.35</td> <td>+10/-03</td> </tr> <tr> <td>6.36 TO 12.70</td> <td>+15/-03</td> </tr> <tr> <td>12.71 TO 19.05</td> <td>+20/-03</td> </tr> <tr> <td>19.06 TO 25.40</td> <td>+25/-03</td> </tr> <tr> <td>25.41 TO 50.80</td> <td>+30/-03</td> </tr> </tbody> </table>		HOLE DIAMETER	TOLERANCES	.35 TO 3.20	+05/-02	3.21 TO 6.35	+10/-03	6.36 TO 12.70	+15/-03	12.71 TO 19.05	+20/-03	19.06 TO 25.40	+25/-03	25.41 TO 50.80	+30/-03	<table border="1"> <thead> <tr> <th>SIZE</th> <th>CAGE NO</th> <th>DWG NO.</th> <th>REV</th> </tr> </thead> <tbody> <tr> <td>A3</td> <td></td> <td></td> <td>1</td> </tr> </tbody> </table>		SIZE	CAGE NO	DWG NO.	REV	A3			1	<table border="1"> <thead> <tr> <th>SCALE</th> <th>UNIT</th> <th>SHEET</th> </tr> </thead> <tbody> <tr> <td>3:2</td> <td>mm</td> <td>1 OF 1</td> </tr> </tbody> </table>		SCALE	UNIT	SHEET	3:2	mm	1 OF 1
HOLE DIAMETER	TOLERANCES																																
.35 TO 3.20	+05/-02																																
3.21 TO 6.35	+10/-03																																
6.36 TO 12.70	+15/-03																																
12.71 TO 19.05	+20/-03																																
19.06 TO 25.40	+25/-03																																
25.41 TO 50.80	+30/-03																																
SIZE	CAGE NO	DWG NO.	REV																														
A3			1																														
SCALE	UNIT	SHEET																															
3:2	mm	1 OF 1																															