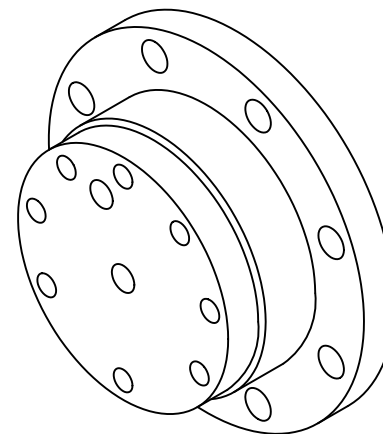
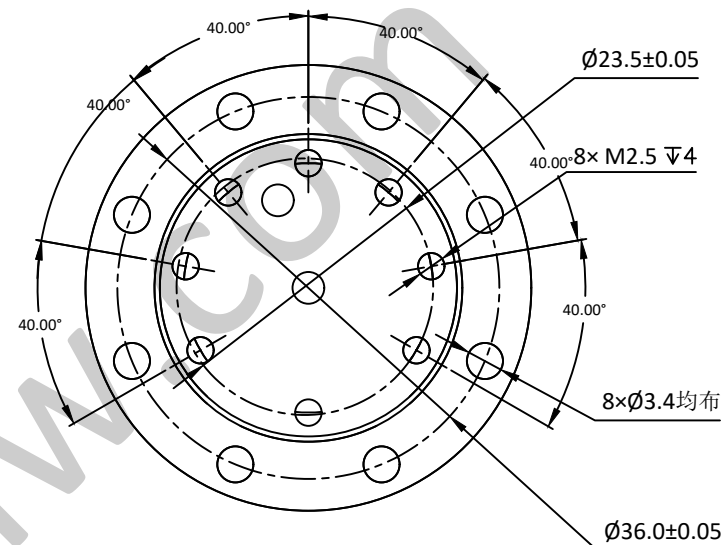
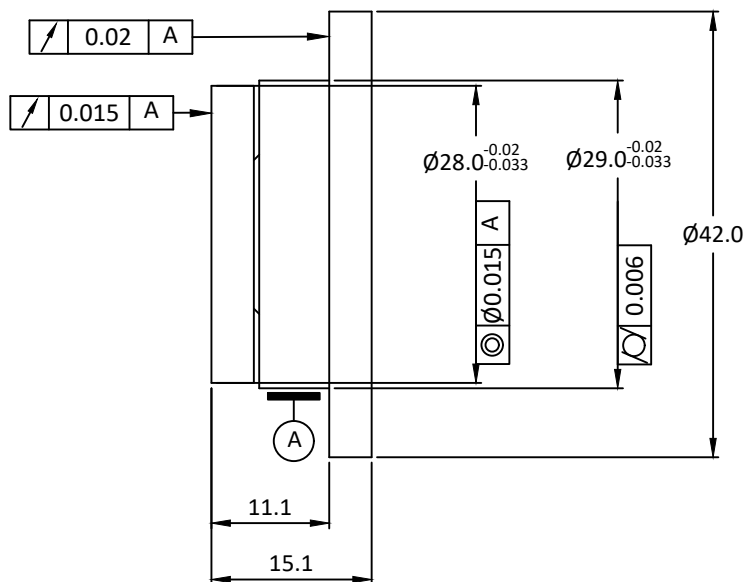


NOTES: UNLESS OTHERWISE SPECIFIED  
THIS IS A CAD GENERATED DRAWING, DO NOT REVISE MANUALLY

REVISION HISTORY					
ZONE	REV	DESCRIPTION	E.C.O.NO	DATE	APPROVED
	1	ENGINEERING RELEASE			



www.lairmw.com

UNLESS OTHERWISE SPECIFIED DIMENSIONS ARE MILLIMETER TOLERANCES ARE: DECIMALS ANGLES FRACTIONS .XX±0.1 ±1' ±2/5 .XXX±0.03 .XXX±0.012		莱尔微波 Lair Microwave www.lairmw.com sales@lairmw.com		P/N: LRJ-1007			
		Approvals	DATE	模拟件			
HOLE DIAMETER .35 TO 3.20 3.21 TO 6.35 6.36 TO 12.70 12.71 TO 19.05 19.06 TO 25.40 25.41 TO 50.80	TOLERANCES +05/-02 +10/-03 +15/-03 +20/-03 +25/-03 +30/-03	DRWN		SIZE A3	CAGE NO	DWG NO.	REV 1
		ENG		SCALE 3:2	UNIT mm	SHEET 1 OF 1	
		CHK					
		Q.A.					