

NOTES:UNLESS OTHERWISE SPECIFIED
THIS IS A CAD GENERATED DRAWING,DO NOT REVISE MANUALLY

REVISION HISTORY					
ZONE	REV	DESCRIPTION	E.C.O.NO	DATE	APPROVED
	1	ENGINEERING RELEASE			

LSN-2002

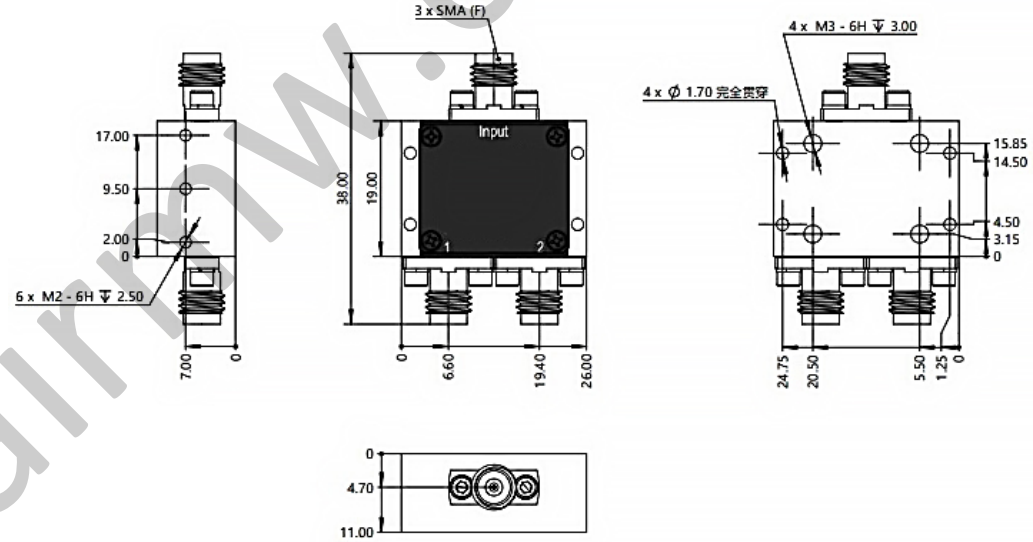
2 – 20 GHz 功分/合路器 Power Splitter/Combiner

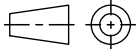

—电气技术参数 Electrical Specifications—

频率范围 Frequency Range:	2 – 20GHz
隔离度 Isolation:	22dB
插入损耗 Insertion Loss:	4.2dB
相位平衡 Phase Balance:	±5°
幅度平衡 Amplitude Balance:	±0.1dB
输入驻波比 Input VSWR:	1.2:1
输出驻波比 Output VSWR:	1.2:1
最大输入功率 Maximum Input Power:	43dBm
工作温度 Operation Temperature:	-40 ~ +85°C
存储温度 Storage Temperature:	-65 ~ +125°C

—机械技术参数 Mechanical Specifications—

输入连接器 Input Interface:	SMA-F
输出连接器 Output Interface:	SMA-F
尺寸 Size(excluding connectors) :	19x26x11mm
重量 Weight:	18.6g



UNLESS OTHERWISE SPECIFIED DIMENSIONS ARE MILLIMETER TOLERANCES ARE: DECIMALS ANGLES FRACTIONS .XX±0.03 ±1' ±2/5 .XXX±0.012			 莱尔微波 Laird Microwave www.lairmw.com sales@lairmw.com	P/N: LSN-2002	
	Approvals	DATE		2 - 20 GHz Power Splitter/Combiner	
HOLE DIAMETER .35 TO 3.20 3.21 TO 6.35 6.36 TO 12.70 12.71 TO 19.05 19.06 TO 25.40 25.41 TO 50.80	TOLERANCES +.05/- .02 +.10/- .03 +.15/- .03 +.20/- .03 +.25/- .03 +.30/- .03	DRWN	ENG	CHK	Q.A.
SIZE A3 SCALE 3:2			CAGE NO	DWG NO.	REV 1
UNIT mm			SHEET 1 OF 1		