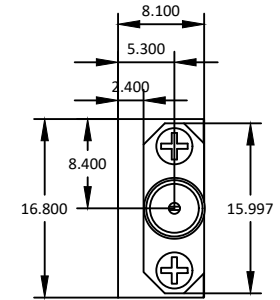
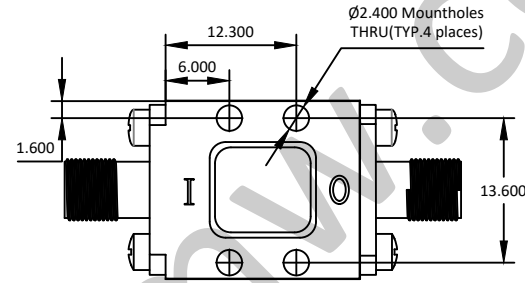
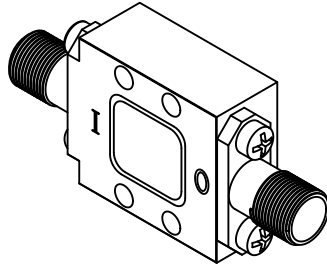


NOTES: UNLESS OTHERWISE SPECIFIED
THIS IS A CAD GENERATED DRAWING, DO NOT REVISE MANUALLY

REVISION HISTORY					
ZONE	REV	DESCRIPTION	E.C.O.NO	DATE	APPROVED
	1	ENGINEERING RELEASE			



LPL-5002

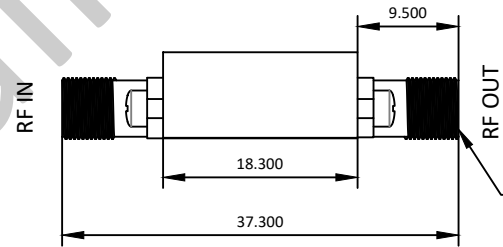
10 - 6000MHz 限幅器 RF Power Limiter

—电气技术参数 Electrical Specifications—

频率范围 Frequency Range:	10 - 6000MHz
插入损耗 Insertion Loss:	0.7dB
P1dB限制阈值 P1dB Limiting Threshold:	+11dBm
输入IP3 Input IP3:	+33dBm
输入驻波比 Input VSWR:	1.3:1
输出驻波比 Output VSWR:	1.3:1
工作温度 Operation Temperature:	-55 ~ +105°C
存储温度 Storage Temperature:	-65 ~ +125°C

—机械技术参数 Mechanical Specification—

输入连接器 Input Interface:	SMA-F
输出连接器 Output Interface:	SMA-F
尺寸 Size (excluding connectors):	/
重量 Weight:	/



RF Connectors (2 PL.):
SMA-F, SuperSMA-F, or TypeK
(2.92mm/SMK)-F: According to
frequency (upto 18,26,40GHz)

UNLESS OTHERWISE SPECIFIED DIMENSIONS ARE MILLIMETER TOLERANCES ARE: DECIMALS ANGLES FRACTIONS .X±0.1 ±1° ±2/5 .XX±0.03 .XXX±0.012		莱尔微波 www.lairmw.com sales@lairmw.com		P/N: LPL-5002			
		Approvals	DATE	10-6000MHz 限幅器 RF Power Limiter			
HOLE DIAMETER .35 TO 3.20 3.21 TO 6.35 6.36 TO 12.70 12.71 TO 19.05 19.06 TO 25.40 25.41 TO 50.80	TOLERANCES +.05/-02 +.10/-03 +.15/-03 +.20/-03 +.25/-03 +.30/-03	DRWN		SIZE A3	CAGE NO	DWG NO.	REV 1
		ENG		SCALE 3:2	UNIT mm	SHEET 1 OF 1	
		CHK					
		Q.A.					