

NOTES:UNLESS OTHERWISE SPECIFIED
THIS IS A CAD GENERATED DRAWING,DO NOT REVISE MANUALLY

REVISION HISTORY					
ZONE	REV	DESCRIPTION	E.C.O.NO	DATE	APPROVED
	1	ENGINEERING RELEASE			

LFD-0021

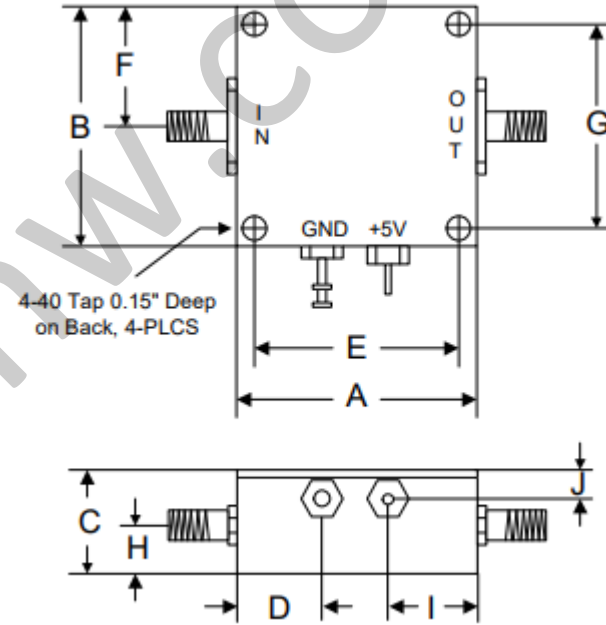
0.1 – 15 GHz 分频器 Frequency Divider/Prescaler

—电气技术参数 Electrical Specifications—

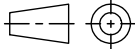

输入频率范围 Input Frequency Range:	0.1 – 15 GHz
输出频率范围 Output Frequency Range:	0.011 – 1.67 GHz
固定分频比 Fixed Divide Ratio:	9
单边带相位噪声 SSB Phase Noise:	-150dBc/Hz@100kHz
输入功率范围 Input Power Range:	-15 ~ +10dBm
输出功率 Output Power:	+4.0dBm
直流偏置电压 DC Power Supply:	5V
直流偏置电流 DC Current Supply:	175mA
工作温度 Operation Temperature:	-40 ~ +85°C
存储温度 Storage Temperature:	-55 ~ +125 °C

—机械技术参数 Mechanical Specifications—

输入连接器 Input Interface:	SMA-F
输出连接器 Output Interface:	SMA-F
尺寸 Size (excluding connectors):	/
重量 Weight:	/



	A	B	C	D	E	F	G	H	I	J
Inch	1.250	1.250	0.563	0.450	1.000	0.625	1.000	0.250	0.500	0.187
mm	31.75	31.75	14.29	11.43	25.40	15.88	25.40	6.35	12.70	4.76

UNLESS OTHERWISE SPECIFIED DIMENSIONS ARE MILLIMETER TOLERANCES ARE: DECIMALS ANGLES FRACTIONS .X±0.1 ±1' ±2/5 .XX±0.03 .XXX±0.012				P/N: LFD-0021			
		www.lairmw.com sales@lairmw.com					
		0.1 – 15 GHz Frequency Divider/Prescaler					
HOLE DIAMETER .35 TO 3.20 3.21 TO 6.35 6.36 TO 12.70 12.71 TO 19.05 19.06 TO 25.40 25.41 TO 50.80	TOLERANCES +.05/- .02 +.10/- .03 +.15/- .03 +.20/- .03 +.25/- .03 +.30/- .03	DRWN	DATE	SIZE A3	CAGE NO	DWG NO.	REV 1
		ENG		SCALE 3:2	UNIT mm	SHEET 1 OF 1	
		CHK					
		Q.A.					