

NOTES:UNLESSOTHERWISE SPECIFIED
THIS IS A CAD GENERATED DRAWING,DO NOT REVISE MANUALLY

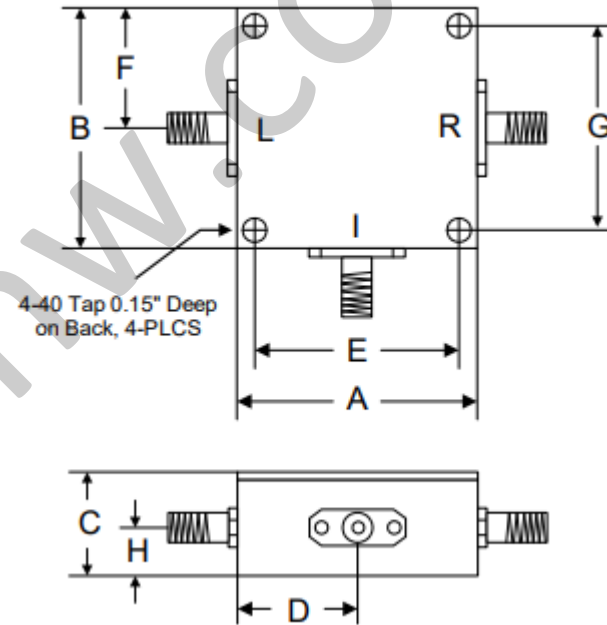
REVISION HISTORY					
ZONE	REV	DESCRIPTION	E.C.O.NO	DATE	APPROVED
	1	ENGINEERING RELEASE			

LFC-5004

2 – 500 MHz 混频器 Frequency Mixer

—电气技术参数 Electrical Specifications—

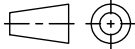

射频范围 RF Range:	2 – 500MHz
本振范围 LO Range:	2 – 500MHz
中频范围 IF Range:	DC – 500MHz
LO-RF 隔离度 LO-RF Isolation:	45dB
LO-IF 隔离度 LO-IF Isolation:	45dB
RF-IF 隔离度 RF-IF Isolation:	/
变频损耗 Conversion Loss:	6dB
本振功率 LO Power:	10dBm
输入功率三阶截断点 IIP3:	16dBm
工作温度 Operation Temperature:	-40 ~ +85°C
存储温度 Storage Temperature:	-55 ~ +100°C



	A	B	C	D	E	F	G	H
Inch	1.250	1.250	0.563	0.625	1.000	0.625	1.000	0.250
mm	31.75	31.75	14.29	15.88	25.40	15.88	25.40	6.35

—机械技术参数 Mechanical Specifications—

RF 连接器 RF Interface:	SMA-F
LO 连接器 LO Interface:	SMA-F
IF 连接器 IF Interface:	SMA-F
尺寸 Size(excluding connectors) :	/

UNLESS OTHERWISE SPECIFIED DIMENSIONS ARE MILLIMETER TOLERANCES ARE: DECIMALS ANGLES FRACTIONS .XX±0.03 ±1° ±2/5 .XXX±0.012			 www.lairmw.com sales@lairmw.com	P/N: LFC-5004	
	Approvals	DATE		2 – 500 MHz 混频器 Frequency Mixer 本振功率 LO Power 10 dBm	
HOLE DIAMETER .35 TO 3.20 3.21 TO 6.35 6.36 TO 12.70 12.71 TO 19.05 19.06 TO 25.40 25.41 TO 50.80	TOLERANCES +.05/- .02 +.10/- .03 +.15/- .03 +.20/- .03 +.25/- .03 +.30/- .03	DRWN	ENG	CHK	Q.A.
		SIZE	A3	CAGE NO	DWG NO.
		SCALE	3:2	UNIT	mm
		REV	1	SHEET 1 OF 1	