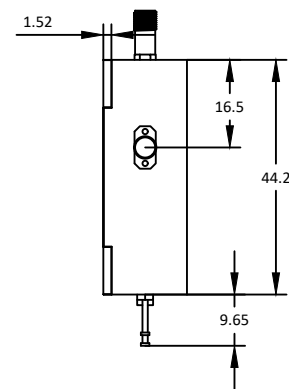
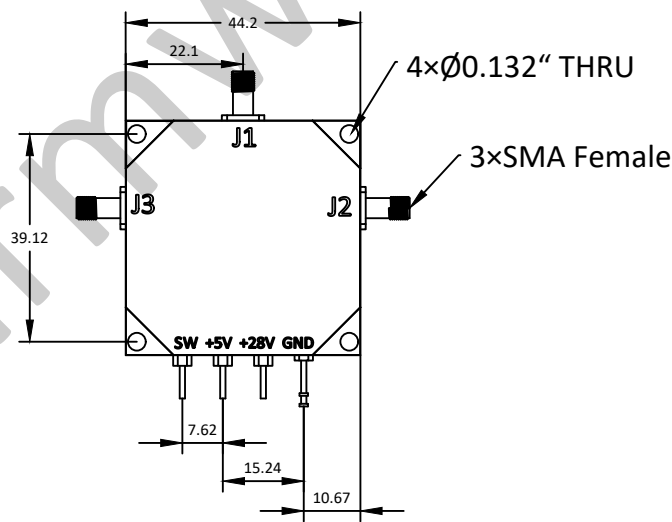
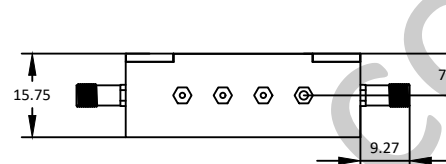
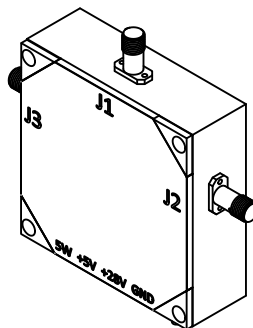


NOTES:UNLESS OTHERWISE SPECIFIED
THIS IS A CAD GENERATED DRAWING,DO NOT REVISE MANUALLY

REVISION HISTORY					
ZONE	REV	DESCRIPTION	E.C.O.NO	DATE	APPROVED
	1	ENGINEERING RELEASE			

Truth Table

Control Input Vsw	Signal Path State
High,SW=1(+5V)	J1 to J3
Low,SW=0(GND)	J1 to J2



LES-5005

20 - 600MHz 75W单刀双掷开关 75W SPDT RF Switch

—电气技术参数Electrical Specifications—

频率范围 Frequency Range:	20 - 600MHz
隔离度 Isolation:	40dB
插入损耗 Insertion Loss:	0.4dB
驻波 VSWR:	1.4:1(Typ.)
切换时间 Switching Time:	15µs
最大输入功率 Maximum Input Power:	75W(J2-J1)/25W(J1-J3)
控制方式 Control Mode:	HCMOS(详见真值表)
直流偏置电压 DC Supply Voltage:	+5/+28V
直流偏置电流 DC Supply Current:	100/120mA(Max)
工作温度 Operation Temperature:	-40 ~ +85°C
存储温度 Storage Temperature:	-55 ~ +125°C

—机械技术参数Mechanical Specification—

输入连接器 Input Interface:	SMA-F
输出连接器 Output Interface:	SMA-F
尺寸 Size(excluding connectors):	/
重量 Weight:	/

UNLESS OTHERWISE SPECIFIED DIMENSIONS ARE MILLIMETER TOLERANCES ARE: DECIMALS ANGLES FRACTIONS .XX±0.03 ±1° ±2/5 .XXX±0.012				P/N: LES-5005	
		www.lairmw.com sales@lairmw.com			
HOLE DIAMETER .35 TO 3.20 3.21 TO 6.35 6.36 TO 12.70 12.71 TO 19.05 19.06 TO 25.40 25.41 TO 50.80	TOLERANCES +.05/-02 +.10/-03 +.15/-03 +.20/-03 +.25/-03 +.30/-03	Approvals	DATE	20-600MHz 单刀双掷开关 SPDT RF Switch	
DRWN	ENG	CHK	Q.A.	SIZE A3	CAGE NO
				DWG NO.	REV 1
				SCALE 3:2	UNIT mm
				SHEET 1 OF 1	