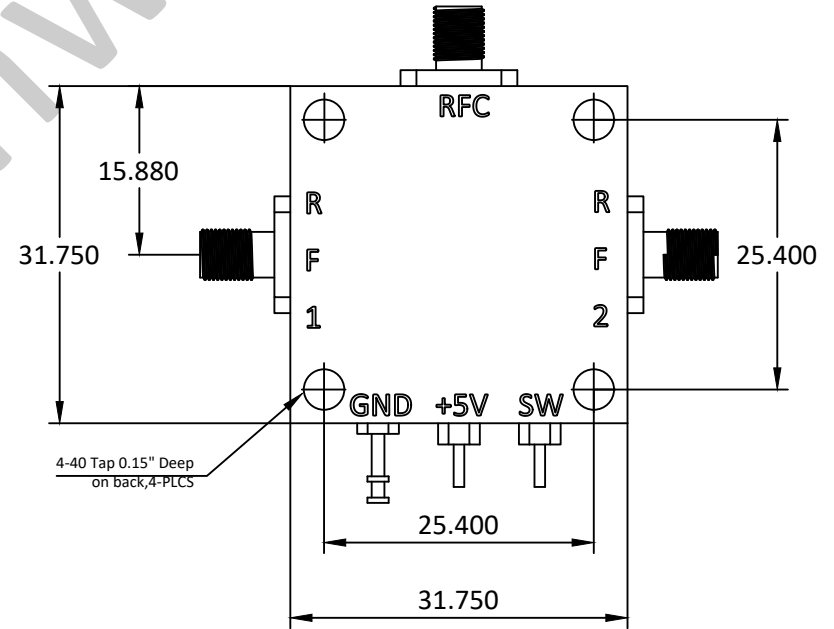
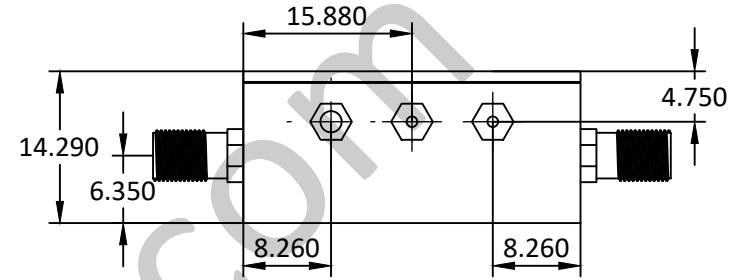
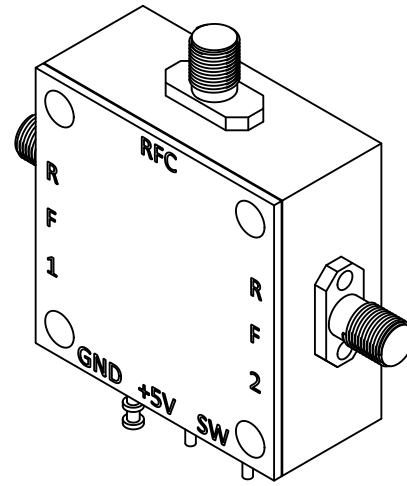


NOTES:UNLESS OTHERWISE SPECIFIED
THIS IS A CAD GENERATED DRAWING,DO NOT REVISE MANUALLY

REVISION HISTORY					
ZONE	REV	DESCRIPTION	E.C.O.NO	DATE	APPROVED
	1	ENGINEERING RELEASE			

Truth Table

Control Input Vsw	Signal Path State
SW=0,Logic Low	RFC to RF1
SW=1,Logic High	RFC to RF2



LES-5003

0.3 - 4000MHz 4W单刀双掷开关 4W SPDT RF Switch

—电气技术参数Electrical Specifications—

频率范围 Frequency Range:	0.3 - 4000MHz
隔离度 Isolation:	80dB
插入损耗 Insertion Loss:	1.8dB
驻波 VSWR:	1.5:1(Typ.)
切换时间 Switching Time:	6μs
最大输入功率 Maximum Input Power:	+36dBm
控制方式 Control Mode:	TTL/HCMOS(详见真值表)
直流偏置电压 DC Supply Voltage:	+5V
直流偏置电流 DC Supply Current:	1mA(Max)
工作温度 Operation Temperature:	-40 ~ +85℃
存储温度 Storage Temperature:	-55 ~ +125℃

—机械技术参数Mechanical Specification—

输入连接器 Input Interface:	SMA-F
输出连接器 Out Interface:	SMA-F
尺寸 Size(excluding connectors):	/
重量 Weight:	/

UNLESS OTHERWISE SPECIFIED DIMENSIONS ARE MILLIMETER TOLERANCES ARE: DECIMALS ANGLES FRACTIONS .XX±0.03 ±1° ±/5 .XXX±0.012				 www.lairmw.com sales@lairmw.com		P/N: LES-5003											
HOLE DIAMETER .35 TO 3.20 3.21 TO 6.35 6.36 TO 12.70 12.71 TO 19.05 19.06 TO 25.40 25.41 TO 50.80		TOLERANCES +.05/- .02 +.10/- .03 +.15/- .03 +.20/- .03 +.25/- .03 +.30/- .03		<table border="1"> <tr> <td>Approvals</td> <td>DATE</td> </tr> <tr> <td>DRWN</td> <td></td> </tr> <tr> <td>ENG</td> <td></td> </tr> <tr> <td>CHK</td> <td></td> </tr> <tr> <td>Q.A.</td> <td></td> </tr> </table>		Approvals	DATE	DRWN		ENG		CHK		Q.A.		0.3-4000MHz 单刀双掷开关SPDT RF Switch	
Approvals	DATE																
DRWN																	
ENG																	
CHK																	
Q.A.																	
SIZE A3		CAGE NO		DWG NO.		REV 1											
SCALE 3:2		UNIT mm		SHEET 1 OF 1													