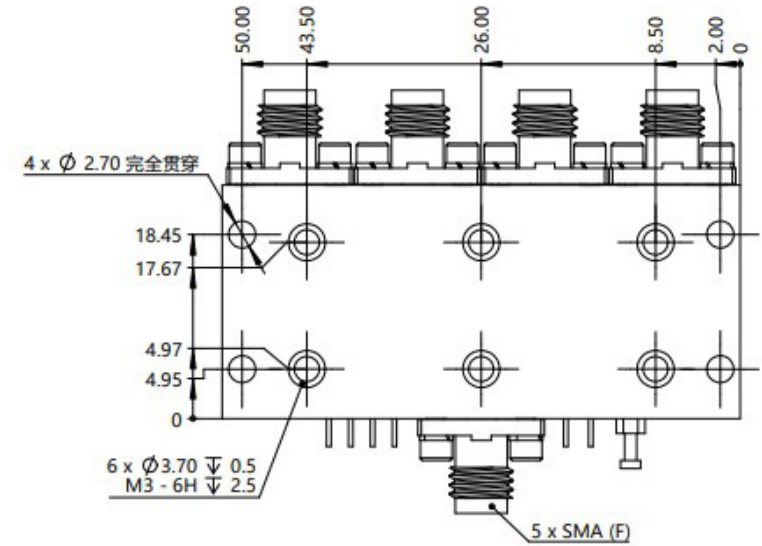
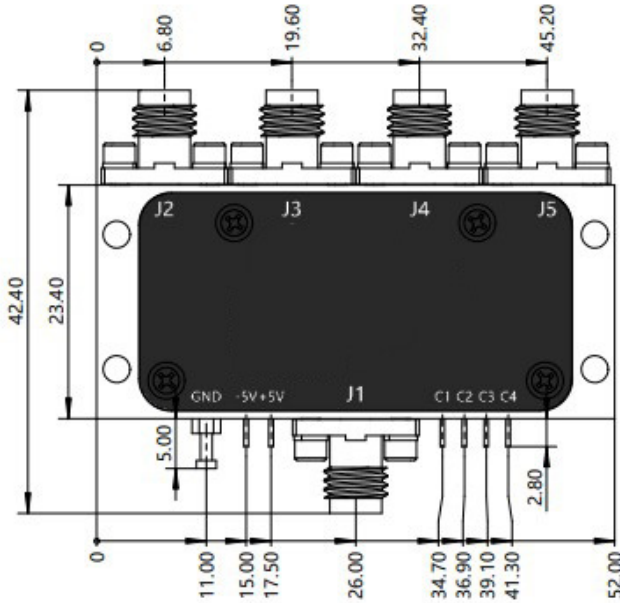
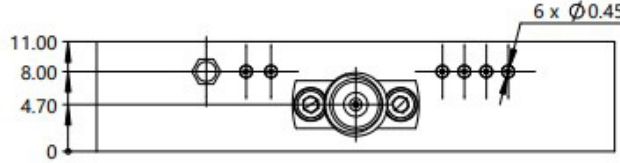


NOTES:UNLESS OTHERWISE SPECIFIED
THIS IS A CAD GENERATED DRAWING,DO NOT REVISE MANUALLY

REVISION HISTORY					
ZONE	REV	DESCRIPTION	E.C.O.NO	DATE	APPROVED
	1	ENGINEERING RELEASE			

Truth Table

TTL				J2	J3	J4	J5
C1	C2	C3	C4				
1	0	0	0	ON	OFF	OFF	OFF
0	1	0	0	OFF	ON	OFF	OFF
0	0	1	0	OFF	OFF	ON	OFF
0	0	0	1	OFF	OFF	OFF	ON



LES-2025

18 - 26.5GHz PIN反射式单刀四掷开关PIN Reflection SP4T Switch

—电气技术参数Electrical Specifications—

频率范围 Frequency Range:	18 - 26.5GHz
隔离度 Isolation:	70dB(Typ.)
插入损耗 Insertion Loss:	4.0-5.5dB
驻波 VSWR:	1.7:1(Typ.)
开关速度 Switching Speed:	100ns
最大输入功率 Maximum Input Power:	+23dBm
控制方式 Control Mode:	TTL(详见真值表)
直流偏置电压 DC Supply Voltage:	$\pm 5V$
直流偏置电流 DC Supply Current:	60mA
工作温度 Operation Temperature:	-40 ~ +85°C
存储温度 Storage Temperature:	-65 ~ +125°C

—机械技术参数Mechanical Specification—

输入连接器 Input Interface:	SMA-F
输出连接器 Output Interface:	SMA-F
尺寸 Size(excluding connectors):	52x23.4x11mm
重量 Weight:	45g

UNLESS OTHERWISE SPECIFIED DIMENSIONS ARE MILLIMETER TOLERANCES ARE: DECIMALS ANGLES FRACTIONS .XX \pm 0.03 $\pm 1'$ $\pm 2/5$.XXX \pm 0.012						P/N: LES-2025																							
<table border="1"> <tr> <td>Approvals</td> <td>DATE</td> </tr> <tr> <td>DRWN</td> <td></td> </tr> <tr> <td>ENG</td> <td></td> </tr> <tr> <td>CHK</td> <td></td> </tr> <tr> <td>Q.A.</td> <td></td> </tr> </table>		Approvals	DATE	DRWN		ENG		CHK		Q.A.		www.lairmw.com sales@lairmw.com		18-26.5GHz PIN反射式单刀四掷开关 PIN Reflection SP4T Switch															
Approvals	DATE																												
DRWN																													
ENG																													
CHK																													
Q.A.																													
<table border="1"> <tr> <td>HOLE DIAMETER</td> <td>TOLERANCES</td> </tr> <tr> <td>.35 TO 3.20</td> <td>+0.05/-0.02</td> </tr> <tr> <td>3.21 TO 6.35</td> <td>+0.10/-0.03</td> </tr> <tr> <td>6.36 TO 12.70</td> <td>+0.15/-0.03</td> </tr> <tr> <td>12.71 TO 19.05</td> <td>+0.20/-0.03</td> </tr> <tr> <td>19.06 TO 25.40</td> <td>+0.25/-0.03</td> </tr> <tr> <td>25.41 TO 50.80</td> <td>+0.30/-0.03</td> </tr> </table>		HOLE DIAMETER	TOLERANCES	.35 TO 3.20	+0.05/-0.02	3.21 TO 6.35	+0.10/-0.03	6.36 TO 12.70	+0.15/-0.03	12.71 TO 19.05	+0.20/-0.03	19.06 TO 25.40	+0.25/-0.03	25.41 TO 50.80	+0.30/-0.03	<table border="1"> <tr> <td>SIZE</td> <td>CAGE NO</td> <td>DWG NO.</td> <td>REV</td> </tr> <tr> <td>A3</td> <td></td> <td></td> <td>1</td> </tr> </table>		SIZE	CAGE NO	DWG NO.	REV	A3			1	SCALE 3:2		UNIT mm	
HOLE DIAMETER	TOLERANCES																												
.35 TO 3.20	+0.05/-0.02																												
3.21 TO 6.35	+0.10/-0.03																												
6.36 TO 12.70	+0.15/-0.03																												
12.71 TO 19.05	+0.20/-0.03																												
19.06 TO 25.40	+0.25/-0.03																												
25.41 TO 50.80	+0.30/-0.03																												
SIZE	CAGE NO	DWG NO.	REV																										
A3			1																										
		SHEET 1 OF 1																											