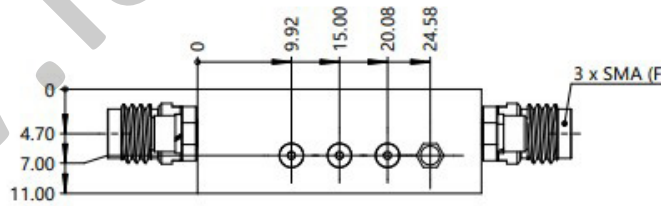
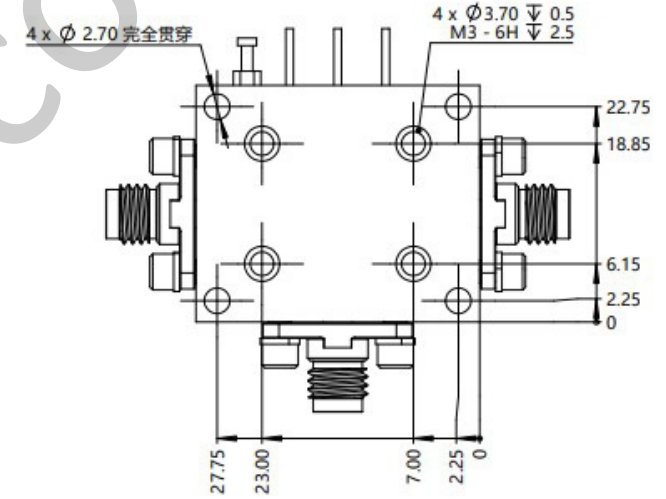
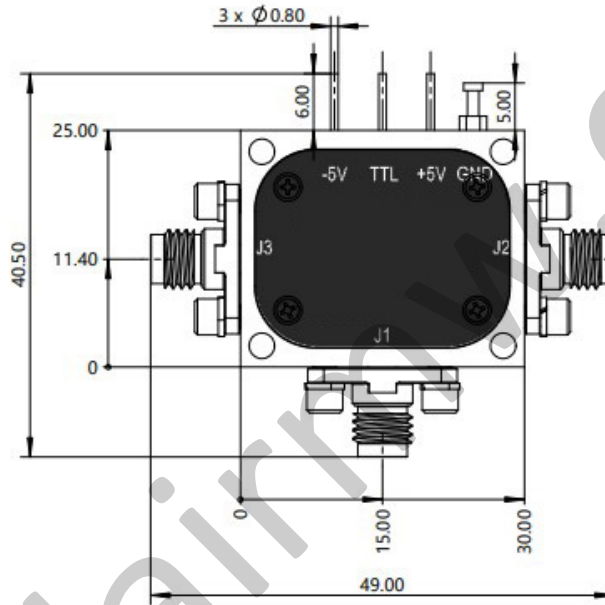



NOTES:UNLESS OTHERWISE SPECIFIED
THIS IS A CAD GENERATED DRAWING,DO NOT REVISE MANUALLY

REVISION HISTORY					
ZONE	REV	DESCRIPTION	E.C.O.NO	DATE	APPROVED
	1	ENGINEERING RELEASE			

Truth Table

TTL	J1-J2	J2-J3
"0"	ON	OFF
"1"	OFF	ON



LES-2008

6 - 12GHz PIN吸收式单刀双掷开关 PIN Absorption SPDT Switch

—电气技术参数Electrical Specifications—

频率范围 Frequency Range:	6 - 12GHz
隔离度 Isolation:	75dB(Typ.)
插入损耗 Insertion Loss:	2.0 - 3.5dB
驻波 VSWR:	1.7:1(Typ.)
开关速度 Switching Speed:	100ns
最大输入功率 Maximum Input Power:	+23dBm
控制方式 Control Mode:	TTL(详见真值表)
直流偏置电压 DC Supply Voltage:	±5V
直流偏置电流 DC Supply Current:	20mA(Max)
工作温度 Operation Temperature:	-40 ~ +85°C
存储温度 Storage Temperature:	-65 ~ +125°C

—机械技术参数Mechanical Specification—

输入连接器 Input Interface:	SMA-F
输出连接器 Output Interface:	SMA-F
尺寸 Size(excluding connectors):	30x25x11mm
重量 Weight:	28.3g

UNLESS OTHERWISE SPECIFIED DIMENSIONS ARE MILLIMETER TOLERANCES ARE: DECIMALS ANGLES FRACTIONS .XX±0.03 ±1' ±2/5 .XXX±0.012				莱尔微波 Laird Microelectronics www.lairmw.com sales@lairmw.com		P/N: LES-2008																											
<table border="1"> <thead> <tr> <th>Approvals</th> <th>DATE</th> </tr> </thead> <tbody> <tr> <td>DRWN</td> <td></td> </tr> <tr> <td>ENG</td> <td></td> </tr> <tr> <td>CHK</td> <td></td> </tr> <tr> <td>Q.A.</td> <td></td> </tr> </tbody> </table>		Approvals	DATE	DRWN		ENG		CHK		Q.A.		<table border="1"> <thead> <tr> <th>DRWN</th> <th>DATE</th> </tr> </thead> <tbody> <tr> <td></td> <td></td> </tr> </tbody> </table>		DRWN	DATE			6-12GHz PIN吸收式单刀双掷开关 PIN Absorption SPDT Switch															
Approvals	DATE																																
DRWN																																	
ENG																																	
CHK																																	
Q.A.																																	
DRWN	DATE																																
<table border="1"> <thead> <tr> <th>HOLE DIAMETER</th> <th>TOLERANCES</th> </tr> </thead> <tbody> <tr> <td>.35 TO 3.20</td> <td>+.05/- .02</td> </tr> <tr> <td>3.21 TO 6.35</td> <td>+.10/- .03</td> </tr> <tr> <td>6.36 TO 12.70</td> <td>+.15/- .03</td> </tr> <tr> <td>12.71 TO 19.05</td> <td>+.20/- .03</td> </tr> <tr> <td>19.06 TO 25.40</td> <td>+.25/- .03</td> </tr> <tr> <td>25.41 TO 50.80</td> <td>+.30/- .03</td> </tr> </tbody> </table>		HOLE DIAMETER	TOLERANCES	.35 TO 3.20	+.05/- .02	3.21 TO 6.35	+.10/- .03	6.36 TO 12.70	+.15/- .03	12.71 TO 19.05	+.20/- .03	19.06 TO 25.40	+.25/- .03	25.41 TO 50.80	+.30/- .03	<table border="1"> <thead> <tr> <th>SIZE</th> <th>CAGE NO</th> <th>DWG NO.</th> <th>REV</th> </tr> </thead> <tbody> <tr> <td>A3</td> <td></td> <td></td> <td>1</td> </tr> </tbody> </table>		SIZE	CAGE NO	DWG NO.	REV	A3			1	<table border="1"> <thead> <tr> <th>SCALE</th> <th>UNIT</th> <th>SHEET</th> </tr> </thead> <tbody> <tr> <td>3:2</td> <td>mm</td> <td>1 OF 1</td> </tr> </tbody> </table>		SCALE	UNIT	SHEET	3:2	mm	1 OF 1
HOLE DIAMETER	TOLERANCES																																
.35 TO 3.20	+.05/- .02																																
3.21 TO 6.35	+.10/- .03																																
6.36 TO 12.70	+.15/- .03																																
12.71 TO 19.05	+.20/- .03																																
19.06 TO 25.40	+.25/- .03																																
25.41 TO 50.80	+.30/- .03																																
SIZE	CAGE NO	DWG NO.	REV																														
A3			1																														
SCALE	UNIT	SHEET																															
3:2	mm	1 OF 1																															