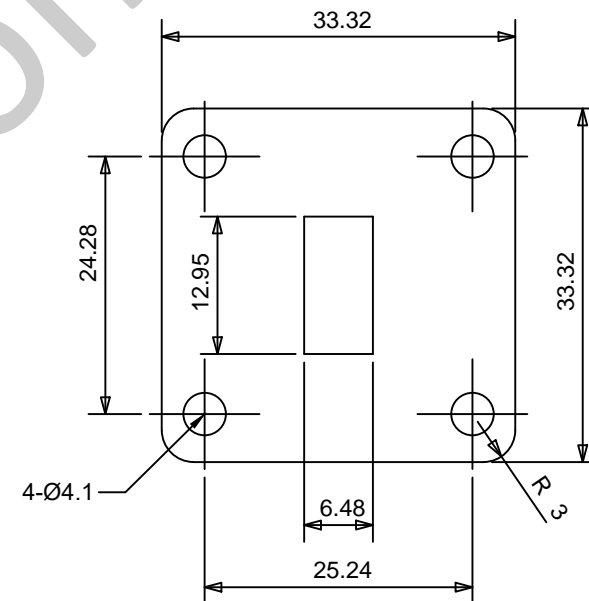



NOTES: UNLESS OTHERWISE SPECIFIED  
THIS IS A CAD GENERATED DRAWING, DO NOT REVISE MANUALLY

REVISION HISTORY					
ZONE	REV	DESCRIPTION	E.C.O.NO	DATE	APPROVED
	1	ENGINEERING RELEASE			



### LBZ-0051

14.5 - 22GHz 波导负载 Waveguide Load

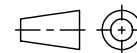
#### —技术参数 Specifications—

工作频率 Frequency Range: 14.5 - 22GHz

驻波 VSWR: ≤1.03

法兰 Flange: FBP180

UNLESS OTHERWISE SPECIFIED  
DIMENSIONS ARE MILLIMETER  
TOLERANCES ARE:  
DECIMALS ANGLES FRACTIONS  
.XX±0.1 ±1' ±2/5  
.XXX±0.03  
.XXX±0.012



Approvals

DATE

DRWN

ENG

CHK

Q.A.



www.lairmw.com sales@lairmw.com

P/N: LBZ-0051

波导负载 WAVEGUIDE LOAD

SIZE A3

SCALE 3:2

CAGE NO

UNIT mm

DWG NO.

SHEET 1 OF 1

REV 1

HOLE DIAMETER  
.35 TO 3.20  
3.21 TO 6.35  
6.36 TO 12.70  
12.71 TO 19.05  
19.06 TO 25.40  
25.41 TO 50.80

TOLERANCES  
+05/-02  
+10/-03  
+15/-03  
+20/-03  
+25/-03  
+30/-03