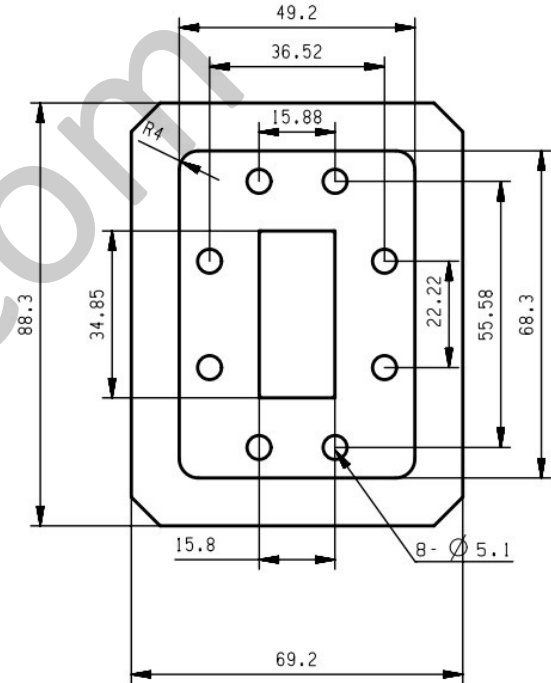
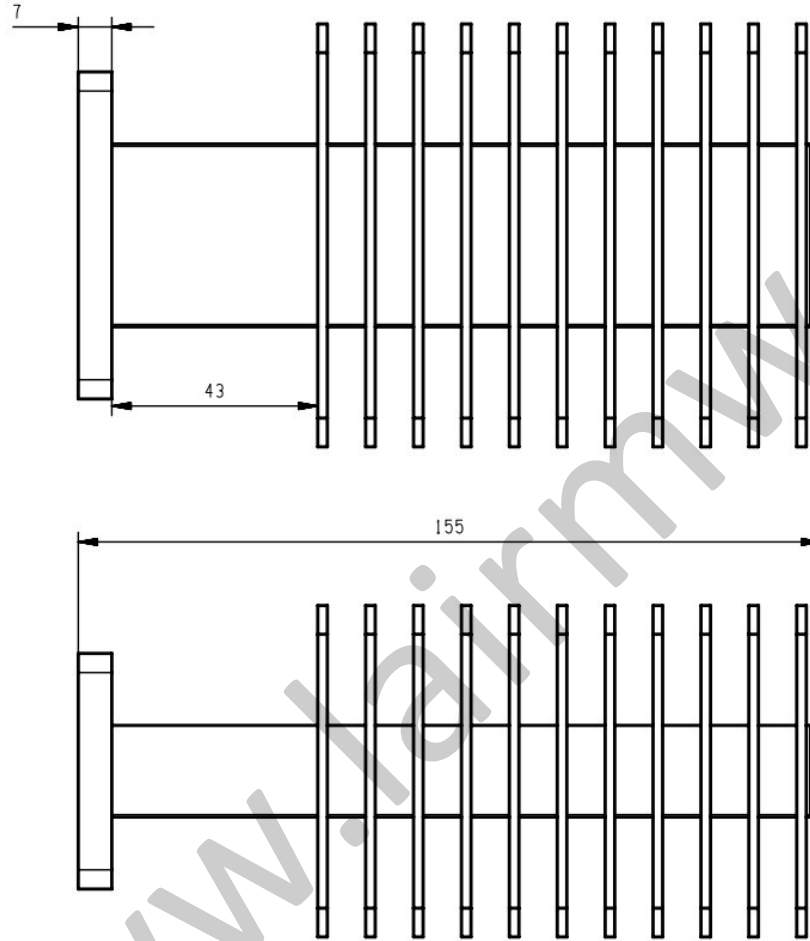


NOTES: UNLESS OTHERWISE SPECIFIED
THIS IS A CAD GENERATED DRAWING, DO NOT REVISE MANUALLY

| REVISION HISTORY | | | | | |
|------------------|-----|---------------------|----------|------|----------|
| ZONE | REV | DESCRIPTION | E.C.O.NO | DATE | APPROVED |
| | 1 | ENGINEERING RELEASE | | | |



LBZ-0011

7.9 - 8.4GHz 波导负载 Waveguide Load

—技术参数 Specifications—

工作频率 Frequency Range: 7.9 - 8.4GHz

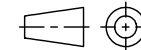
驻波 VSWR: ≤1.2

平均功率 CW Power: 300W

法兰 Flange: FDP70

UNLESS OTHERWISE SPECIFIED
DIMENSIONS ARE MILLIMETER
TOLERANCES ARE:
DECIMALS ANGLES FRACTIONS
.XX±0.1 ±1' ±2/5
.XXX±0.03
.XXX±0.012

| HOLE DIAMETER | TOLERANCES |
|----------------|------------|
| .35 TO 3.20 | +05/-02 |
| 3.21 TO 6.35 | +10/-03 |
| 6.36 TO 12.70 | +15/-03 |
| 12.71 TO 19.05 | +20/-03 |
| 19.06 TO 25.40 | +25/-03 |
| 25.41 TO 50.80 | +30/-03 |



Approvals

DATE

DRWN

ENG

CHK

Q.A.



www.lairmw.com sales@lairmw.com

P/N: LBZ-0011

波导负载 WAVEGUIDE LOAD

| SIZE | CAGE NO | DWG NO. | REV |
|-----------|---------|--------------|-----|
| A3 | | | 1 |
| SCALE 3:2 | UNIT mm | SHEET 1 OF 1 | |