
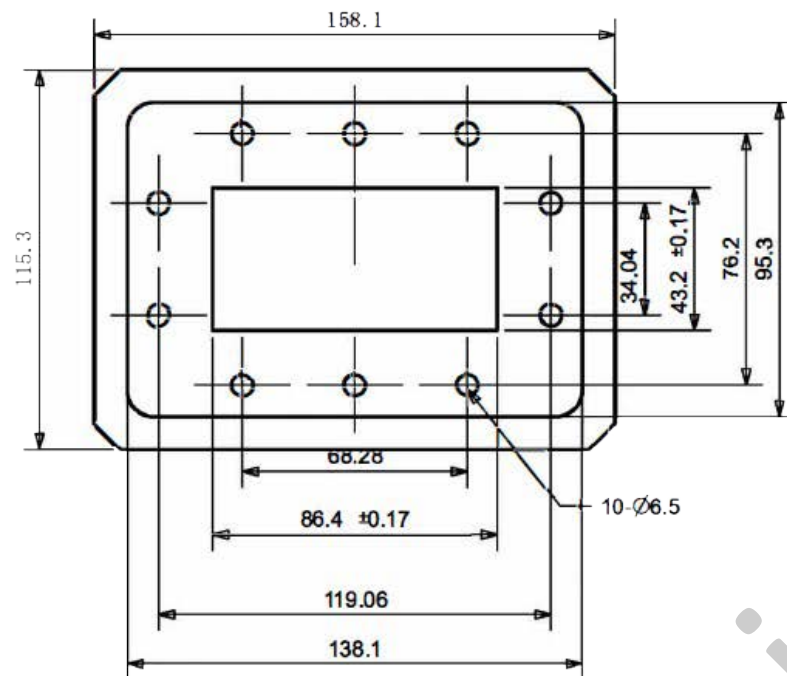


NOTES: UNLESS OTHERWISE SPECIFIED
THIS IS A CAD GENERATED DRAWING, DO NOT REVISE MANUALLY

REVISION HISTORY					
ZONE	REV	DESCRIPTION	E.C.O.NO	DATE	APPROVED
	1	ENGINEERING RELEASE			



LBZ-0006

2.17 - 3.3GHz 波导负载 Waveguide Load

—技术参数 Specifications—

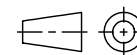
工作频率 Frequency Range: 2.17 - 3.3GHz

驻波 VSWR: ≤1.2

平均功率 CW Power: 500W

法兰 Flange: FDP26

UNLESS OTHERWISE SPECIFIED
DIMENSIONS ARE MILLIMETER
TOLERANCES ARE:
DECIMALS ANGLES FRACTIONS
.XX±0.1 ±1' ±2/5
.XXX±0.03
.XXX±0.012



Approvals

DATE

DRWN

ENG

CHK

Q.A.

TOLERANCES
.35 TO 3.20
+0.05/-0.02
3.21 TO 6.35
+0.10/-0.03
6.36 TO 12.70
+0.15/-0.03
12.71 TO 19.05
+0.20/-0.03
19.06 TO 25.40
+0.25/-0.03
25.41 TO 50.80
+0.30/-0.03



www.lairmw.com sales@lairmw.com

P/N: LBZ-0006

波导负载 WAVEGUIDE LOAD

SIZE
A3

CAGE NO

DWG NO.

REV
1

SCALE
3:2

UNIT
mm

SHEET 1 OF 1