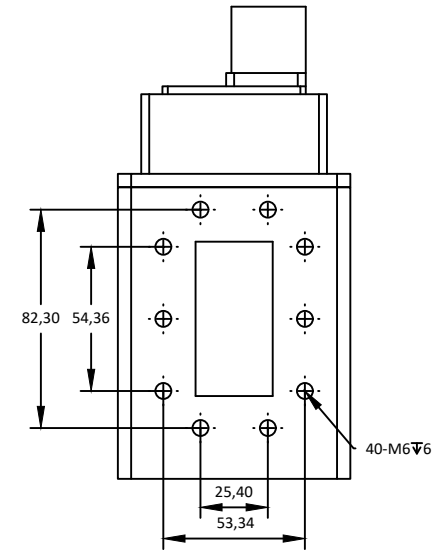
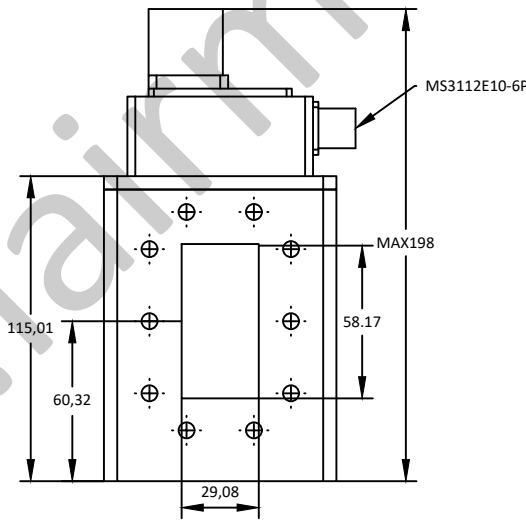
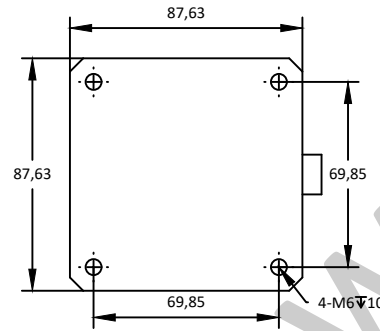
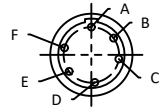


NOTES:UNLESS OTHERWISE SPECIFIED  
THIS IS A CAD GENERATED DRAWING,DO NOT REVISE MANUALLY

REVISION HISTORY					
ZONE	REV	DESCRIPTION	E.C.O.NO	DATE	APPROVED
	1	ENGINEERING RELEASE			

### MS3112E10-6P Pin Definition

Pin#	Definition	Description
A	+27V	当 A 接+27V, 持续时间 120±20ms 时,开关处于状态 I (PORT1-PORT4、PORT2-PORT3 导通)
B	GND	
C	+27V	当 C 接+27V, 持续时间 120±20ms 时,开关处于状态 II (PORT1-PORT2、PORT3-PORT4 导通)
D	接微动开关	开关状态信号,开关处于状态 I 时,D 和 E 导通
E	微动开关地	接地
F	接微动开关	开关状态信号,开关处于状态 II 时,E 和 F 导通



### LBS-0005

#### 3.22 - 4.9GHz 双刀双掷波导开关 DPDT Waveguide Switch

##### —电气技术参数Electrical Specifications—

频率范围 Frequency Range:	3.22-4.9GHz
隔离度 Isolation:	≥70dB
插入损耗 Insertion Loss:	≤0.15dB
驻波 VSWR:	≤1.1
切换时间 Switching Time:	≤120ms
承受功率 Power Capacity:	≥10kW(CW)
直流偏置电压 DC Supply Voltage:	+27V±10%
直流偏置电流 DC Supply Current:	≤3A
工作温度 Operation Temperature:	-40 ~ +85°C
存储温度 Storage Temperature:	-55 ~ +80°C

##### —机械技术参数Mechanical Specification—

法兰接口 Flange Interface:	FDP40
控制接口 Control Interface:	MS3112E10-6P

UNLESS OTHERWISE SPECIFIED DIMENSIONS ARE MILLIMETER TOLERANCES ARE: DECIMALS ANGLES FRACTIONS .XX±0.03 ±1' ±2/5 .XXX±0.012						莱尔微波 www.lairmw.com sales@lairmw.com		P/N: LBS-0005	
HOLE DIAMETER .35 TO 3.20 +.05/-02 3.21 TO 6.35 +.10/-03 6.36 TO 12.70 +.15/-03 12.71 TO 19.05 +.20/-03 19.06 TO 25.40 +.25/-03 25.41 TO 50.80 +.30/-03		APPROVALS DRWN ENG CHK Q.A.		DATE DATE		3.22-4.9GHz 双刀双掷波导开关 DPDT Waveguide Switch			
		SIZE A3		CAGE NO		DWG NO.		REV 1	
		SCALE 3:2		UNIT mm		SHEET 1 OF 1			