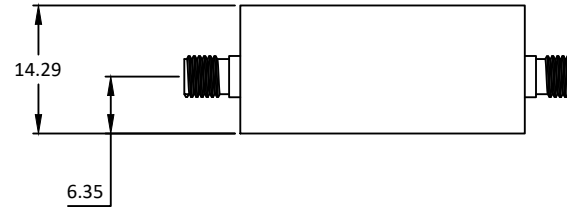
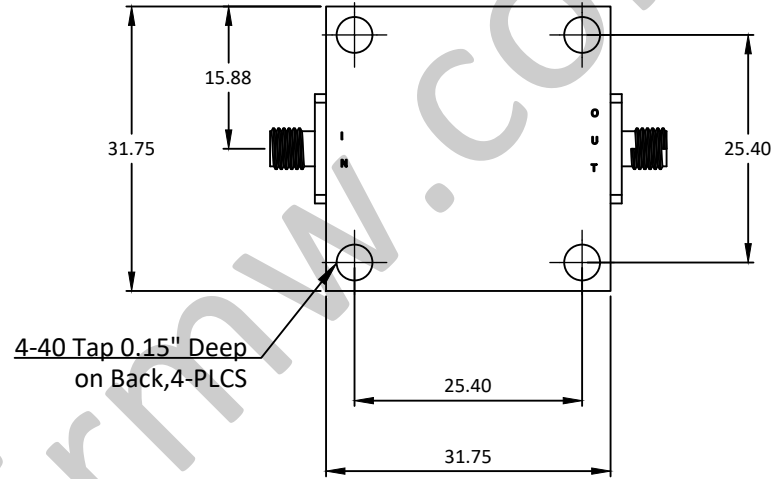
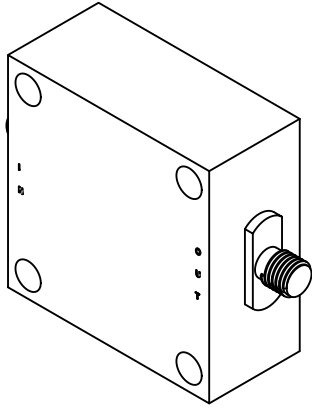


NOTES:UNLESSOTHERWISE SPECIFIED  
THIS IS A CAD GENERATED DRAWING,DO NOT REVISE MANUALLY

REVISION HISTORY					
ZONE	REV	DESCRIPTION	E.C.O.NO	DATE	APPROVED
	1	ENGINEERING RELEASE			



## LBF-5022

1565 - 1585MHz 带通滤波器 Band Pass Filter

### —电气技术参数Electrical Specifications—

通带 Pass Band:	1565-1585MHz
中心频率Center Frequency:	1575.42MHz
插入损耗Insertion Loss:	1.8dB
带外抑制Rejection:	45dB@1515MHz/50dB@1635MHz
最大输入功率Maximum Input Power:	+20dBm
群时延Group Delay:	20ns
输入驻波比Input VSWR:	1.1:1(Typ.)
输出驻波比Output VSWR:	1.1:1(Typ.)
工作温度Operation Temperature:	-30~+85°C
存储温度Storage Temperature:	-40~+100°C

### —机械技术参数Mechanical Specification—

输入连接器Input Interface:	SMA-F
输出连接器Output Interface:	SMA-F
尺寸Size(excluding connectors):	31.75*31.75*14.29mm
重量Weight:	/

UNLESS OTHERWISE SPECIFIED DIMENSIONS ARE MILLIMETER TOLERANCES ARE: DECIMALS ANGLES FRACTIONS X±0.1 ±1' ±2/5 .XX±0.03 .XXX±0.012				P/N: LBF-5022															
				 www.lairmw.com sales@lairmw.com															
<table border="1"> <tr> <td>Approvals</td> <td>DATE</td> </tr> <tr> <td>DRWN</td> <td></td> </tr> <tr> <td>ENG</td> <td></td> </tr> <tr> <td>CHK</td> <td></td> </tr> <tr> <td>Q.A.</td> <td></td> </tr> </table>		Approvals	DATE	DRWN		ENG		CHK		Q.A.		1565-1585MHz 带通滤波器Band Pass Filter							
Approvals	DATE																		
DRWN																			
ENG																			
CHK																			
Q.A.																			
<table border="1"> <tr> <td>HOLE DIAMETER</td> <td>TOLERANCES</td> </tr> <tr> <td>.35 TO 3.20</td> <td>+.05/- .02</td> </tr> <tr> <td>3.21 TO 6.35</td> <td>+.10/- .03</td> </tr> <tr> <td>6.36 TO 12.70</td> <td>+.15/- .03</td> </tr> <tr> <td>12.71 TO 19.05</td> <td>+.20/- .03</td> </tr> <tr> <td>19.06 TO 25.40</td> <td>+.25/- .03</td> </tr> <tr> <td>25.41 TO 50.80</td> <td>+.30/- .03</td> </tr> </table>		HOLE DIAMETER	TOLERANCES	.35 TO 3.20	+.05/- .02	3.21 TO 6.35	+.10/- .03	6.36 TO 12.70	+.15/- .03	12.71 TO 19.05	+.20/- .03	19.06 TO 25.40	+.25/- .03	25.41 TO 50.80	+.30/- .03	SIZE	CAGE NO	DWG NO.	REV
HOLE DIAMETER	TOLERANCES																		
.35 TO 3.20	+.05/- .02																		
3.21 TO 6.35	+.10/- .03																		
6.36 TO 12.70	+.15/- .03																		
12.71 TO 19.05	+.20/- .03																		
19.06 TO 25.40	+.25/- .03																		
25.41 TO 50.80	+.30/- .03																		
		A3			1														
		SCALE	UNIT	SHEET 1 OF 1															
		3:2	mm																