

NOTES:UNLESS OTHERWISE SPECIFIED
THIS IS A CAD GENERATED DRAWING,DO NOT REVISE MANUALLY

REVISION HISTORY					
ZONE	REV	DESCRIPTION	E.C.O.NO	DATE	APPROVED
	1	ENGINEERING RELEASE			

LAP-5089

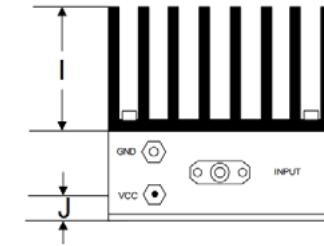
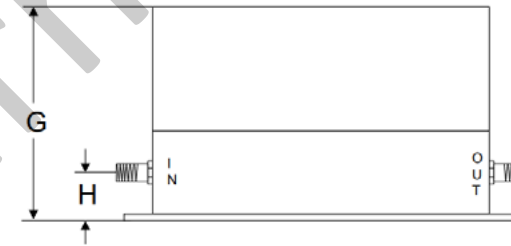
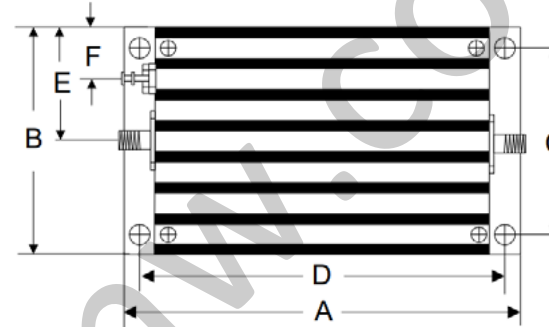
50 – 1500 MHz 功率放大器 Power Amplifier

—电气技术参数 Electrical Specifications—

频率范围 Frequency Range:	50 – 1500 MHz
增益 Gain:	36dB
输出 P _{1dB} Output P _{1dB} :	+30dBm
输出功率三阶截断点 OIP ₃ :	+43dBm
输入驻波比 Input VSWR:	1.2:1
输出驻波比 Output VSWR:	1.2:1
直流偏置电压 DC Supply Voltage:	+12 ~ +18 V
直流偏置电流 DC Supply Current:	430mA
工作温度 Operation Temperature:	-40 ~ +85°C
存储温度 Storage Temperature:	-55 ~ +100°C

—机械技术参数 Mechanical Specifications—

输入连接器 Input Interface:	SMA-F
输出连接器 Output Interface:	SMA-F
尺寸 Size (excluding connectors):	/
重量 Weight:	/



	A	B	C	D	E	F	G	H	I	J
Inch	3.750	2.000	1.750	3.400	1.000	0.400	1.813	0.375	1.000	0.238
mm	92.25	50.80	44.45	86.36	25.40	10.16	46.05	9.53	25.40	6.03

UNLESS OTHERWISE SPECIFIED DIMENSIONS ARE MILLIMETER TOLERANCES ARE: DECIMALS ANGLES FRACTIONS .XX±0.03 ±1' ±2/5 .XXX±0.012				P/N: LAP-5089															
		www.lairmw.com sales@lairmw.com																	
<table border="1"> <tr> <td>Approvals</td> <td>DATE</td> </tr> <tr> <td>DRWN</td> <td></td> </tr> <tr> <td>ENG</td> <td></td> </tr> <tr> <td>CHK</td> <td></td> </tr> <tr> <td>Q.A.</td> <td></td> </tr> </table>		Approvals	DATE	DRWN		ENG		CHK		Q.A.		50 - 1500MHz 功率放大器 Power Amplifier 增益 Gain 36dB							
Approvals	DATE																		
DRWN																			
ENG																			
CHK																			
Q.A.																			
<table border="1"> <tr> <td>HOLE DIAMETER</td> <td>TOLERANCES</td> </tr> <tr> <td>.35 TO 3.20</td> <td>+.05/- .02</td> </tr> <tr> <td>3.21 TO 6.35</td> <td>+.10/- .03</td> </tr> <tr> <td>6.36 TO 12.70</td> <td>+.15/- .03</td> </tr> <tr> <td>12.71 TO 19.05</td> <td>+.20/- .03</td> </tr> <tr> <td>19.06 TO 25.40</td> <td>+.25/- .03</td> </tr> <tr> <td>25.41 TO 50.80</td> <td>+.30/- .03</td> </tr> </table>		HOLE DIAMETER	TOLERANCES	.35 TO 3.20	+.05/- .02	3.21 TO 6.35	+.10/- .03	6.36 TO 12.70	+.15/- .03	12.71 TO 19.05	+.20/- .03	19.06 TO 25.40	+.25/- .03	25.41 TO 50.80	+.30/- .03	SIZE A3	CAGE NO	DWG NO.	REV 1
HOLE DIAMETER	TOLERANCES																		
.35 TO 3.20	+.05/- .02																		
3.21 TO 6.35	+.10/- .03																		
6.36 TO 12.70	+.15/- .03																		
12.71 TO 19.05	+.20/- .03																		
19.06 TO 25.40	+.25/- .03																		
25.41 TO 50.80	+.30/- .03																		
		SCALE 3:2	UNIT mm	SHEET 1 OF 1															